

STRATEGY

The strategy seeks to provide capital growth in excess of its benchmark over the long-term by investing in a concentrated portfolio of strategically advantaged companies. The investment horizon is 7+ years.

PHILOSOPHY

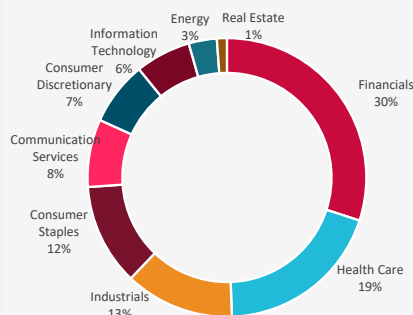
Northstar employs a fundamental, research driven approach to identifying companies, which possess a strategic competitive advantage, evident in superior and sustainable return on capital and free-cash-flow measures.

FUND INFORMATION

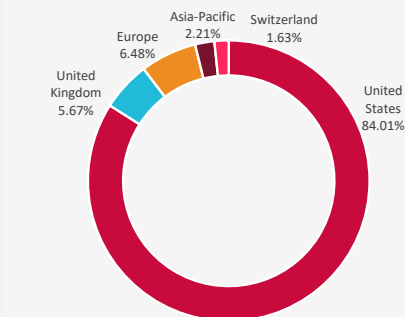
Portfolio Manager	Adrian Clayton/Mark Seymour
Mandate, Type	Segregated, Discretionary
Currency	USD
Minimum investment	USD 350,000
Benchmark	MSCI World Index (Gross)
Management fee	1.00% (excl. VAT)
Performance fee*	10% of outperformance against the benchmark
Inception date	31 December 2012

*Performance fee is capped at 2.5% p.a., calculated as 10% of outperformance against the benchmark over a rolling 12 month period.

SECTOR ALLOCATION



GEOGRAPHIC BREAKDOWN



RISK PROFILE

LOW	MEDIUM	HIGH
-----	--------	------

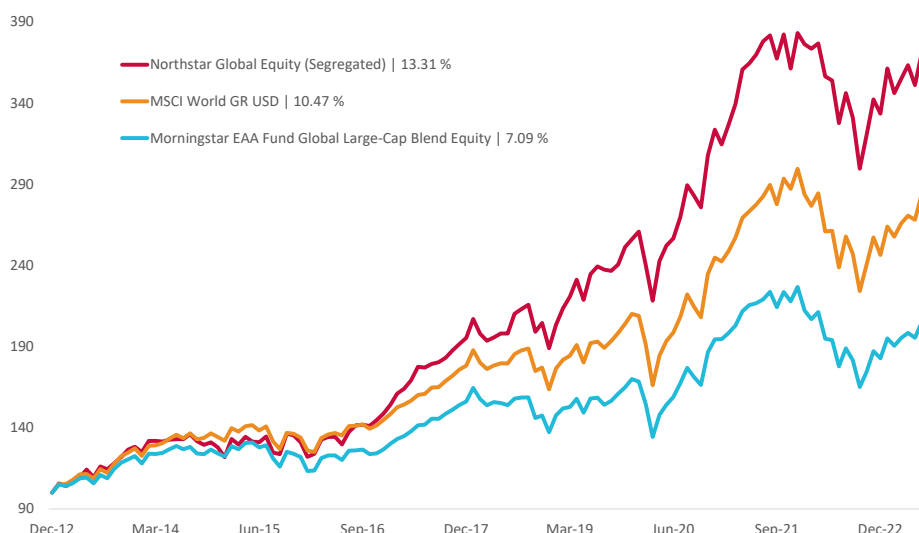
WHY CHOOSE THIS STRATEGY?

1. A select group of attractively valued high-quality global companies.
2. Resilient business models and balance sheets.
3. Higher than average total shareholder return profile, including dividends.
4. Long-term capital growth in US dollars.

TOP TEN HOLDINGS

Holding (in alphabetical order)	
ALPHABET INC-CL C	PHILIP MORRIS INTERNATIONAL
INTERTEK GROUP PLC /GBP/	S&P GLOBAL INC
L3HARRIS TECHNOLOGIES INC	THERMO FISHER SCIENTIFIC INC
MASTERCARD INC - A	VISA INC-CLASS A SHARES
MEDTRONIC PLC	WALT DISNEY CO/THE

CUMULATIVE PERFORMANCE



ANNUALISED INVESTMENT RETURNS

Period	Strategy (%)	Benchmark (%)
1 Year	13.31%	19.13%
3 Years	13.10%	12.71%
5 Years	13.39%	9.63%
Since Inception	13.31%	10.47%

CUMULATIVE INVESTMENT RETURNS

Period	Strategy (%)	Benchmark (%)
1 Year	13.31%	19.13%
3 Years	44.69%	43.20%
5 Years	87.46%	58.34%
Since Inception	271.31%	184.43%

Returns are measured since inception (31.12.2012) and as at the latest quarter end. The returns are in USD gross of fees. Source: Northstar, Bloomberg, Morningstar

Tel: +27 21 810 8400 Email: admin@northstar.co.za Website: www.northstar.co.za Address: Suite 1A, Madison Place, Alphen Office Park, Constantia Road, Constantia

Disclosure: Northstar Asset Management (Pty) Ltd is an authorised financial services provider in terms of the Financial Advisory and Intermediary Services Act (Act No. 37 of 2002). ("FAIS Act") with FSP number [601]. The information contained herein, should not be construed as advice as defined in the FAIS Act, neither does it constitute a solicitation, invitation or investment recommendation. Investors should take cognisance of the fact that there are risks involved when buying, selling or investing in any financial product. The value of financial products can increase as well as decrease over time, depending on the value of the underlying securities and market conditions. Past returns may not be indicative of future returns and an investor should seek independent professional financial, legal and tax advice relevant to their individual circumstances before making any investment decision. The validity and accuracy of any illustrations, forecasts or hypothetical data are not guaranteed and are only provided for illustrative purposes. This document does not constitute a solicitation, invitation or investment recommendation. Prior to selecting a financial product or fund it is recommended that investors seek specialised financial, legal and tax advice.